


**QUICK
START
GUIDE**

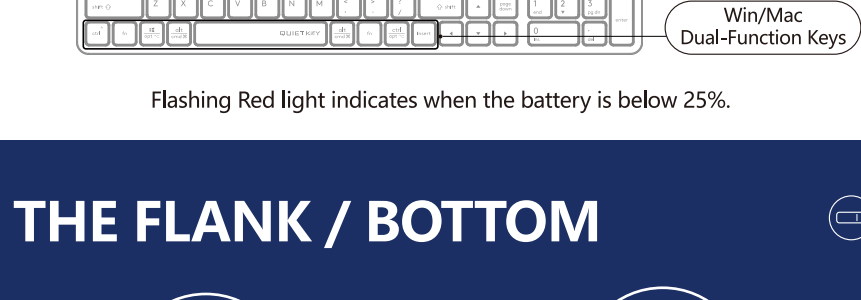


F-STYLE
COLLECTION

WHAT'S IN THE BOX



KNOW YOUR KEYBOARD




Flashing Red light indicates when the battery is below 25%.

THE FLANK / BOTTOM



SYSTEM SWAP



**WINDOWS/MAC OS
KEYBOARD LAYOUT**

System	Shortcut [Long Press for 3S]	Indicator Light
Windows	fn + P_{win}	● m/w Flashing Off
Mac OS	fn + O_{mac}	

Note: Windows is default system layout. The device will remember the last keyboard layout, please switch as needed.

ONE-TOUCH HOTKEYS

Hotkeys				
Functions	Screenshot Options	Emoji Symbols	Hide Application	Lock Computer

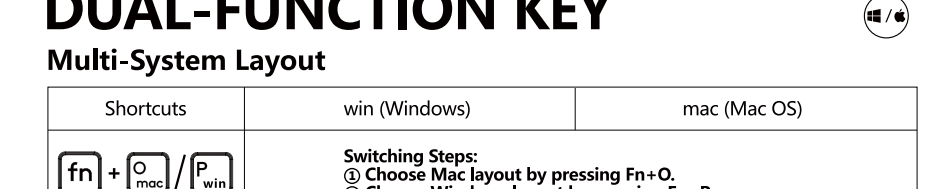
**FN MULTIMEDIA KEY
COMBINATION SWITCH**

FN Mode: You can lock & unlock Fn mode by short pressing FN + ESC by turn.



- ① Lock Fn Mode: No need to press FN key
- ② Unlock Fn Mode: FN + ESC

* After pairing, FN shortcut is locked in FN mode by default, and the locking FN is memorized when switching and shutting down.



DUAL-FUNCTION KEY

Multi-System Layout

Shortcuts	win (Windows)	mac (Mac OS)
fn + O_{mac} / P_{win}	Switching Steps: ① Choose Mac layout by pressing Fn+O . ② Choose Windows layout by pressing Fn+P .	
ctrl	Ctrl	Control ^
opt	Start	Option ~
alt	Alt	Command ⌘
alt	Alt (Right)	Command ⌘
ctrl	Ctrl (Right)	Option ~

KNOW YOUR MOUSE



[Desk + Air] DUAL FUNCTIONS

The innovative Air Mouse Function provides dual [Desk+Air] usage modes, turn your mouse into a multimedia controller by simply lift it in the air. No software installation required.



- ① **On the Desk**
Standard Mouse Performance
- ② **Lift in Air**
Media Player Controller

LIFT IN AIR FUNCTION

To activate the Air Function, please follow the steps:

- ① Lift the mouse in the air.
- ② Hold both left and right buttons for 5s.

So now you can operate the mouse in the air and turn it into a multimedia controller with the below functions.

Left Button: Anti-Sleep Setting Mode (Long Press 3S)

Right Button: Play / Pause

Capture Button: Open Browser

Scroll Wheel: Volume Up / Down

Scroll Button: Mute

DPI Button: Open Media Player

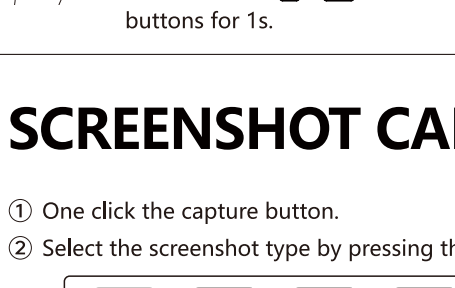
Forward / Backward: Previous / Next Track



ANTI-SLEEP SETTING MODE

To prevent your PC from entering the sleep-mode setting while you are away from your desk, simply turn on our new Anti-Sleep Setting Mode for PC. It will automatically simulate the mouse cursor movement once you turn it on.

To turn on/off the Anti-Sleep Setting Mode for PC, please follow the steps:

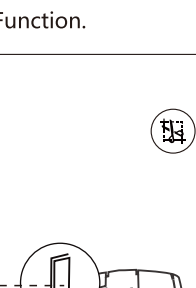


For Keyboard
Press both the **fn** + **P/O** buttons for 1s.

For Mouse

- ① Lift the mouse in the air.
- ② Hold the left button for 3s.

Note: Make sure the mouse has turned on the Air Function.




SCREENSHOT CAPTURES

- ① One click the capture button.
- ② Select the screenshot type by pressing the left key.

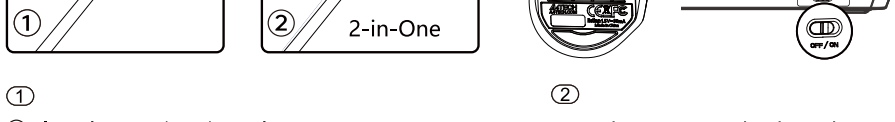


- ③ Long Press the left key and move the mouse cursor to capture the screen area.
- ④ Release the left key and the screenshot will be recorded.
- ⑤ You can paste the screenshot to another application.

*** Only supports Windows 10/11 or later.



CONNECTING 2.4G DEVICE



- ① Plug the receiver into the computer's USB port.
- ② Use the Type-C adaptor to connect the receiver with the computer's Type-C port.
- ③ Turn the mouse & keyboard power switch on.

TECH SPEC

<p>Sensor: Optical</p> <p>Style: Right-Handed Fit</p> <p>Report Rate: 125 Hz</p> <p>Resolution: 1000-1200-1600-2000 DPI</p> <p>Buttons No.: 7</p> <p>Size: 108 x 70 x 42 mm</p> <p>Weight: 95 g (w/ battery)</p>	<p>Keycap: Chocolate Style</p> <p>Keyboard Layout: Win / Mac</p> <p>Character: Laser Engraving</p> <p>Report Rate: 125 Hz</p> <p>Size: 395 x 138 x 26 mm</p> <p>Weight: 429 g (w/ battery)</p>
<p>Connection: 2.4G Hz</p> <p>Operation Range: 10~15 m</p> <p>System: Windows 7/8/8.1/10/11</p>	

Q & A (For Mouse)

Question Do I need to install software for the [Desk+Air] mouse function?
Answer Just lift the mouse in the air, and hold both left and right buttons for 5s to enable the "Lift in Air" function, to turn it into a multimedia controller.

Question Is the air function fully compatible with all multimedia platforms?
Answer The mouse air function is created according to the Microsoft operation instructions. Except for the volume control function, the other multimedia functions might be limited use by some system platforms or third-party software support.

Q & A (For Keyboard)

Question How to switch layout under different system?
Answer You can switch layout by pressing **Fn + P / O** under Windows / Mac.

Question Does the layout can be remembered?
Answer The layout you used last time will be remembered.


Question Why can't the function lights in Mac system prompt?
Answer Because Mac system does not have this function.

WARNING STATEMENT

- The following actions may damage the product.
- 1. To disassemble, bump, crush, or throw into fire is forbidden for the battery.
- 2. Do not expose under the strong sunlight or high temperature.
- 3. The discard of battery should obey to the local law, if possible please recycle it.
Do not dispose it as household garbage, because it may cause an explosion.
- 4. Do not continue to use if severe swelling occurs.
- 5. Please do not charge the battery.



www.a4tech.com



Scan for E-Manual